



	Value	Unit
	150	V
	3.3	V
	14	A
	51	mΩ

Marking	MSL	Form	Reel(pcs)	Per Carton (pcs)
----------------	------------	-------------	------------------	-------------------------

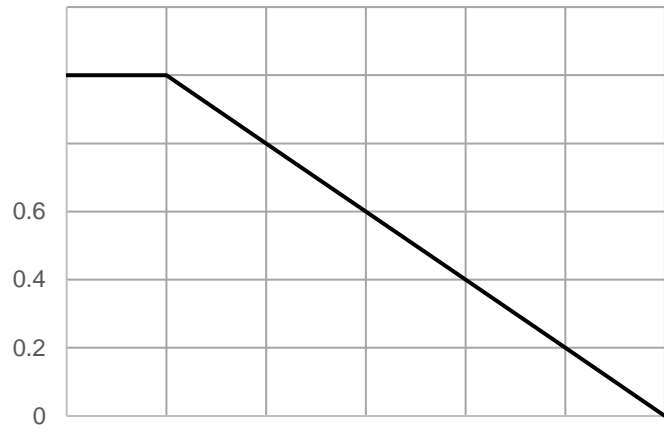
SH1552P



Electrical Characteristics ($T_J = 25^\circ\text{C}$ unless otherwise specified)

Symbol	Conditions	Min.	Typ.	Max.	Unit
Off Characteristics					
$V_{(BR)DSS}$		150	-	-	V
I_{DSS}		-	-	1.0	μ
I_{GSS}		-	-	± 100	
$V_{GS(th)}$		2.3	3.3	4.3	V
$R_{DS(ON)}$		-	51	67	$m\Omega$
R_g		-	1.1	-	Ω
C_{iss}		538	753	1016	pF
C_{oss}		55	77	104	pF
C_{rss}		-	12	-	pF
Q_g		-	11	17	nC
Q_{gs}		-	5	-	nC
Q_{gd}		-	2.4	-	nC
$t_{d(on)}$		-	8	-	ns
t_r		-	14	-	ns
$t_{d(off)}$		-	11	-	ns
t_f		-	2.8	-	ns
I_s		-	-	-	

Typical Performance Characteristics

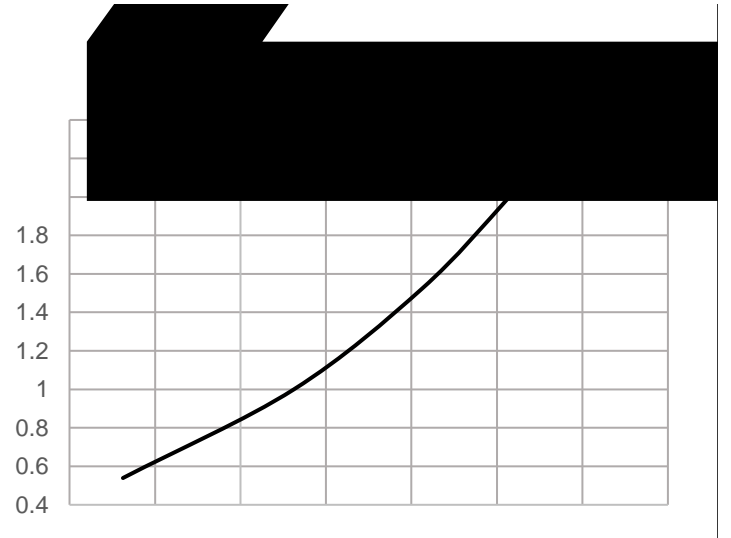
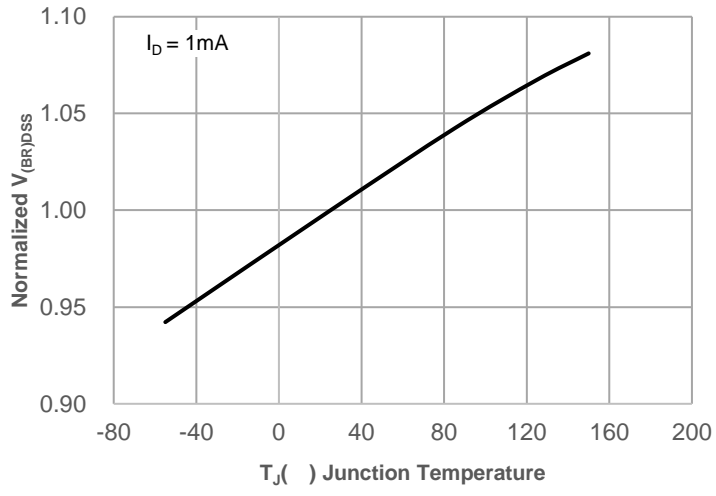


Typical Performance Characteristics



Typical Performance Characteristics

Figure 11: Normalized Breakdown voltage vs. Junction Temperature



Test Circuit



Figure 1: Gate Charge Test Circuit & Waveform

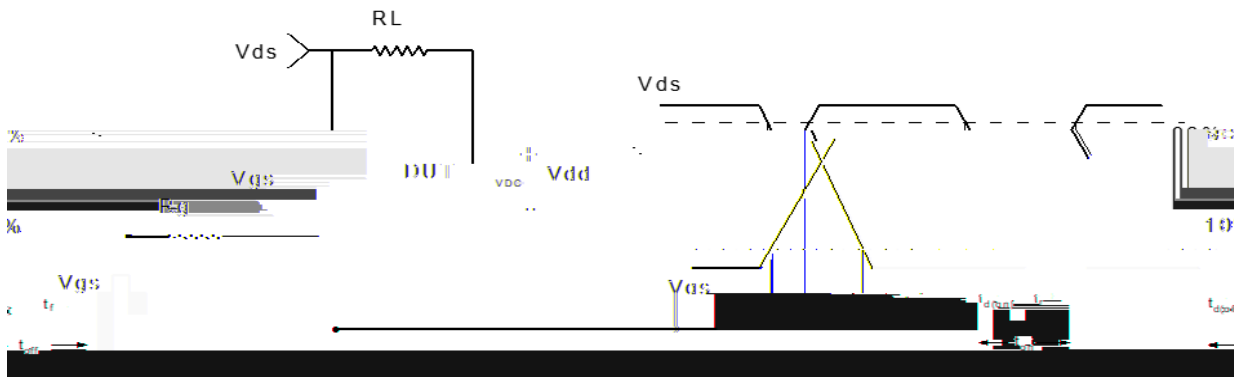


Figure 2: Resistive Switching Test Circuit & Waveform

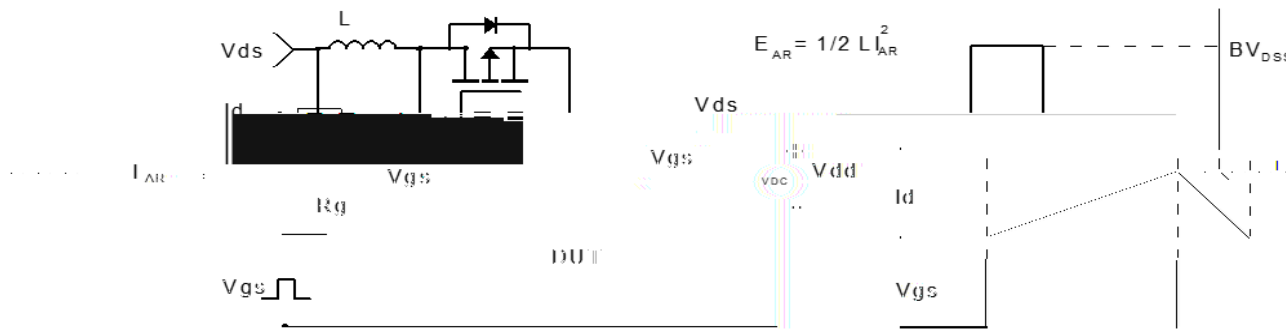


Figure 3: Unclamped Inductive Switching Test Circuit & Waveform



Figure 4: Diode Recovery Test Circuit & Waveform



